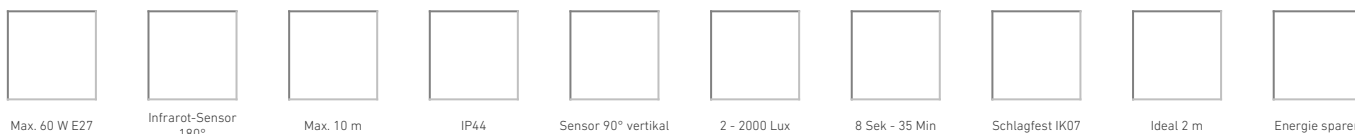


Sensor-switched outdoor light

L 1 S

black
EAN 4007841 650612
Article number 650612



Max. 60 W E27

Infrarot-Sensor
180°

Max. 10 m

IP44

Sensor 90° vertikal

2 - 2000 Lux

8 Sek - 35 Min

Schlagfest IK07

Ideal 2 m

Energie sparen

Function description

Practical design. Practical sensor-switched outdoor light L 1 S, ideal for building entrances and building fronts, 180° angle of coverage, reach up to 10 m, selectable time and twilight threshold, includes sheet of house numbers.

Technical specifications

Dimensions (L x W x H)	120 x 110 x 255 mm	Mounting height max.	3,00 m
With lamp	No	Slave modeselectable	No
Manufacturer's Warranty	3 years	Sneak-by guard	Yes
Settings via	Potentiometers	Capability of masking out individual segments	Yes
With remote control	No	Electronic scalability	No
Version	black	Mechanical scalability	No
PU1, EAN	4007841650612	Reach, radial	r = 3 m (14 m ²)
Application, place	Outdoors	Reach, tangential	r = 10 m (157 m ²)
Application, room	outdoors, front door, all round the building, courtyard & driveway	Photo-cell controller	Yes
includes sheet of self-adhesive numbers	Yes	Abdeckmaterial Lieferumfang	sticker
Installation site	wall	Lamp	All-purpose lamp
Impact resistance	IK07	Base	E27
IP-rating	IP44	Soft light start	No
Protection class	II	Twilight setting	2 – 2000 lx
Ambient temperature	-20 – 40 °C	Time setting	8 s – 35 Min.
Housing material	Plastic	Basic light level function	No
		Interconnection	No

Sensor-switched outdoor light

L 1 S


black
EAN 4007841 650612
Article number 650612




Technical specifications

Cover material	Plastic, opal	Optimum mounting height	2 m
Mains power supply	230 – 240 V / 50 Hz	Detection angle	180 °
Output	60 W		
Power consumption	0,55 W		

Detection Zone



Dimension Drawing



Circuit diagram

